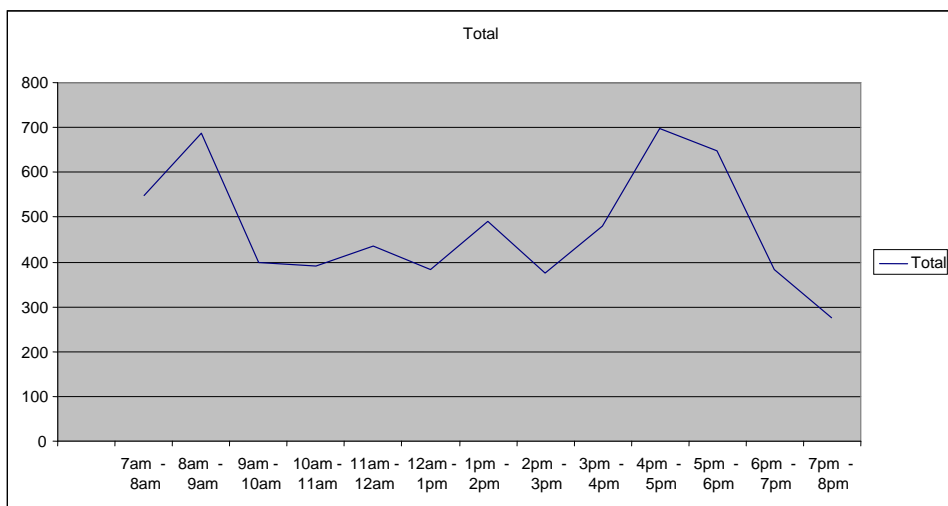


Traffic Survey - conducted by a team of residents on November 1st 2010

Travelling West	Cars and 4 tyre vans	6 tyre vans	Small lorries not HGV	HGV 2 axle	HGV 2 axle rigid	HGV articulated	Buses	Motor Cycles
7am - 8am	595	10	3	4	1	11	6	11
8am - 9am	670	4	6	3	3	0	7	5
9am - 10am	445	2	6	4	1	0	8	2
10am - 11am	400	0	3	2	5	1	6	0
11am - 12am	310	18	4	4	5	1	14	0
12am - 1pm	430	3	2	1	3	3	7	3
1pm - 2pm	395	5	4	2	2	2	8	2
2pm - 3pm	490	8	1	5	3	1	7	6
3pm - 4pm	590	1	7	3	0	1	7	8
4pm - 5pm	665	8	4	4	0	0	10	5
5pm - 6pm	710	6	3	0	0	2	6	4
6pm - 7pm	495	0	1	0	0	1	5	2
7pm - 8pm	370	0	0	0	0	0	2	0
	6565	65	42	33	23	23	93	48

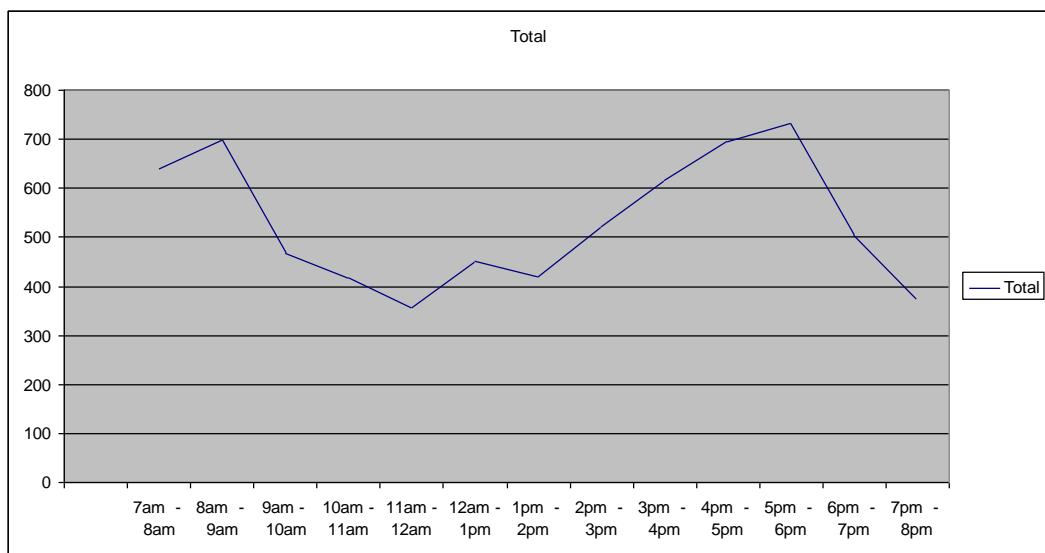


**Total Number of Vehicles
travelling West**

6892

Traffic Survey - conducted by a team of residents on November 1st 2010

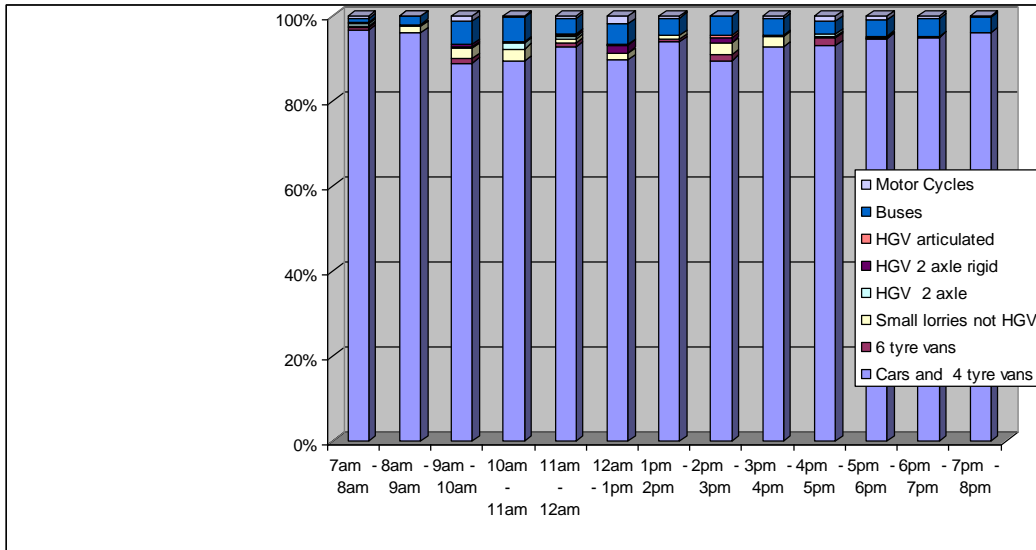
Travelling East	Cars and 4 tyre vans	6 tyre vans	Small lorries not HGV	HGV 2 axle	HGV 2 axle rigid	HGV articulated	Buses	Motor Cycles
7am - 8am	530	4	1	3	2	0	5	3
8am - 9am	660	0	10	3	1	0	13	0
9am - 10am	355	4	10	1	3	0	21	5
10am - 11am	350	0	11	5	0	2	22	1
11am - 12am	405	4	4	2	2	1	16	2
12am - 1pm	345	0	5	1	7	1	18	7
1pm - 2pm	460	3	5	0	0	0	20	2
2pm - 3pm	335	5	10	1	4	2	17	0
3pm - 4pm	445	0	11	2	0	0	19	2
4pm - 5pm	650	13	3	4	0	0	21	8
5pm - 6pm	615	1	2	0	0	1	25	5
6pm - 7pm	365	1	0	0	0	0	16	2
7pm - 8pm	265	0	0	0	0	0	10	1
	5780	35	72	22	19	7	223	38



**Total Number of Vehicles
travelling East**

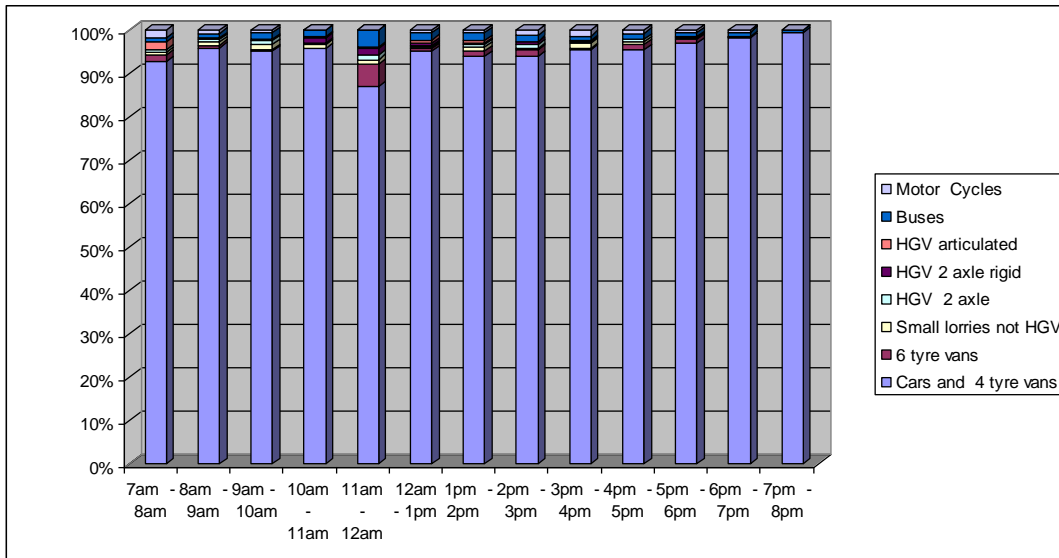
6196

Traffic Survey - conducted by a team of residents on November 1st 2010



Type of vehicle travelling East

East



Type of vehicle travelling West